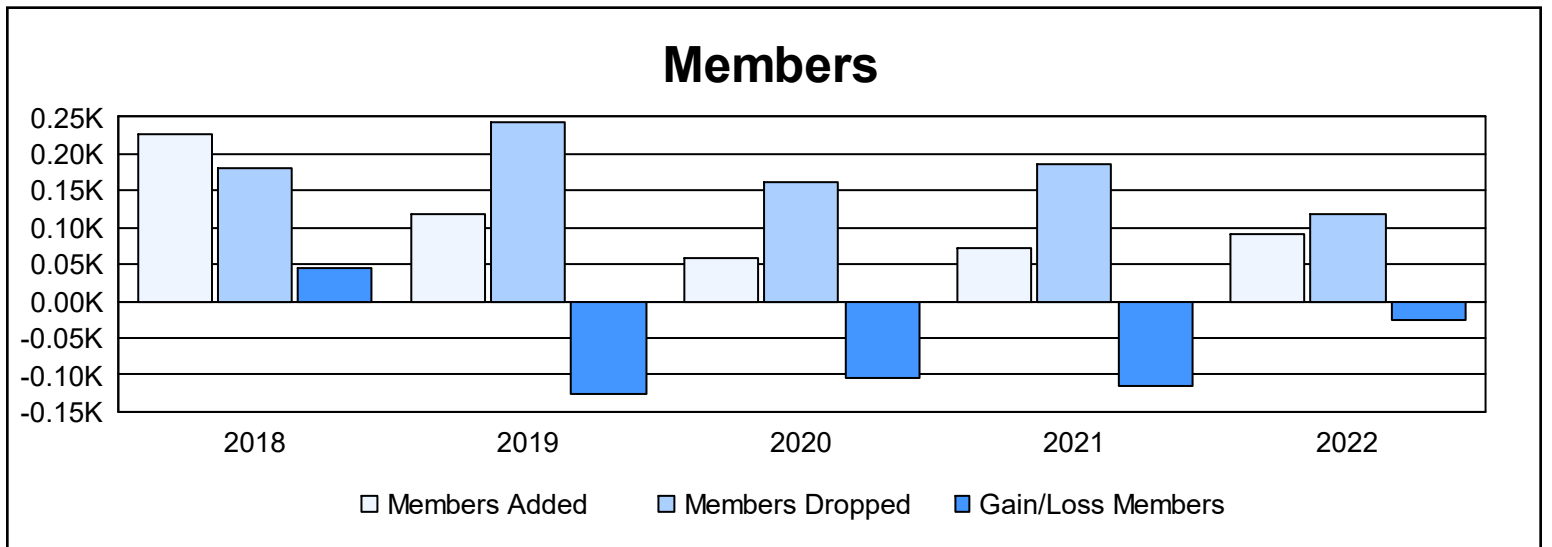
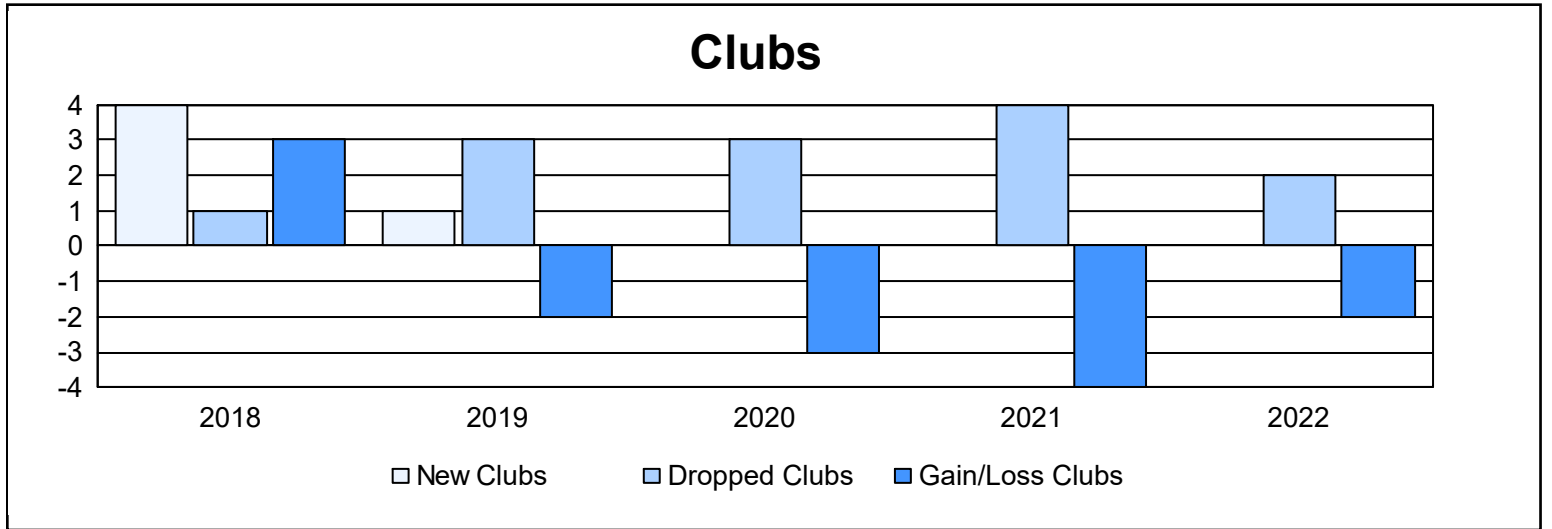
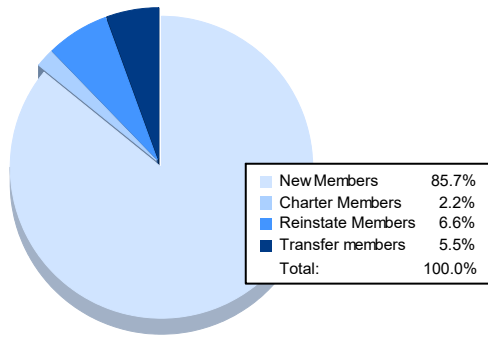


Year	New Clubs	Dropped Clubs	Gain/ Loss Clubs	New Members	Charter Members	Reinstate Members	Transfer Members	Total Member Added	Total Members Dropped	Gain/ Loss Members
2017-2018	4	1	3	104	109	7	7	227	182	45
2018-2019	1	3	-2	71	28	7	11	117	243	-126
2019-2020	0	3	-3	53	0	3	2	58	162	-104
2020-2021	0	4	-4	54	5	5	7	71	185	-114
2021-2022	0	2	-2	78	2	6	5	91	117	-26
<b>Average</b>	<b>1</b>	<b>3</b>	<b>-2</b>	<b>72</b>	<b>29</b>	<b>6</b>	<b>6</b>	<b>113</b>	<b>178</b>	<b>-65</b>



### Membership Composition June 2022 Cumulative



### Gender Composition June 2022 Cumulative

